



YLI ELECTRONIC

# Fail Safe Electric Bolt for Fully Frameless Glass Door

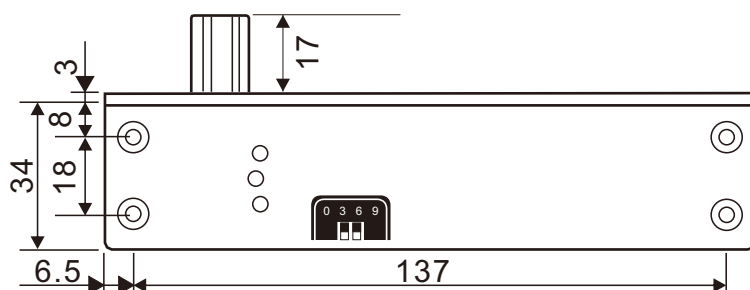
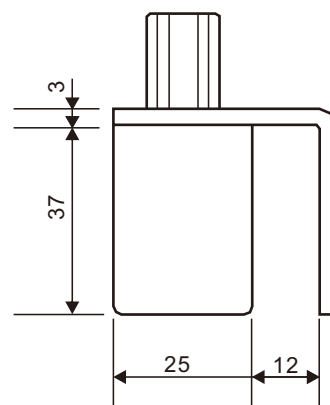
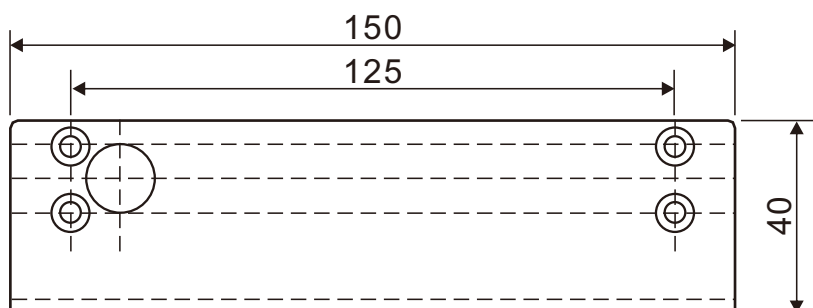
Model:YB-500U(LED)



## Parameters

Face Plate	150Lx40Wx37H(mm)
Bracket	150Lx40Wx37H(mm)
Bolt	16mmDIA, stainless steel 13mm throw
Signal Output	NC/COM
Time Delay	0/3/6/9 sec
Voltage	12VDC
Current	Start 960mA, Standby 130mA
Fail Safe	Locked when energized
Suitable for	12mm Electric Bolt for Fully Frameless Glass Door
Weight	1.36kg

## Dimensions



Model	Red	Black	White	Green	Orange
YB-500U	+	-	COM	NC	Open

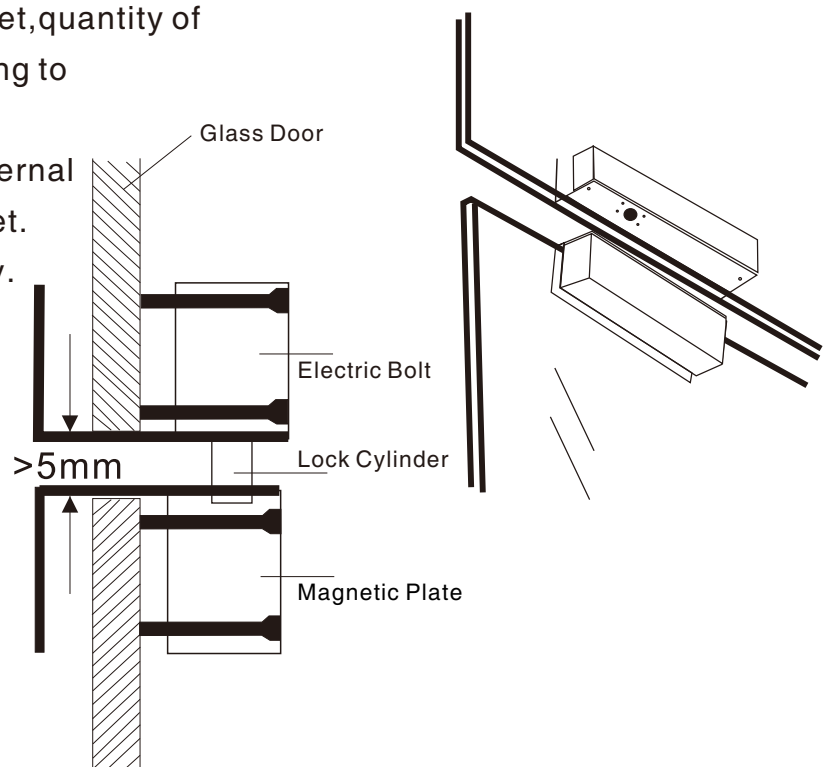
**AUTOLOCK TIME  
DELAY SETTING**



## Installation

### Steps :

1. Ensure the installation position, clean the glass surface.
2. Fix the spacer inside the U bracket, quantity of spacer can be increased according to the thickness of glass.
3. Paint the glass cement on the internal sideway of the under-part bracket.
4. Screw the bracket by the Allen key.



### Attentions:

1. YB-500U is specially for the 180 degree in-swing and out-swing frameless glass door.
2. The thickness of glass door is 10-14mm
3. The gap between the down-bracket and electric bolt is : 5-8mm.

## Wiring Diagram

