



YLI ELECTRONIC

Fail Safe Electric Bolt for Fully Frameless Glass Door

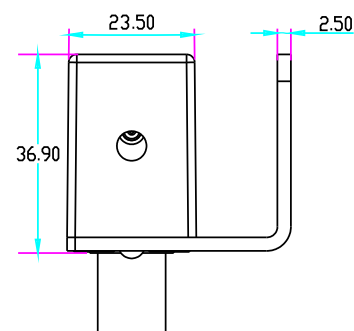
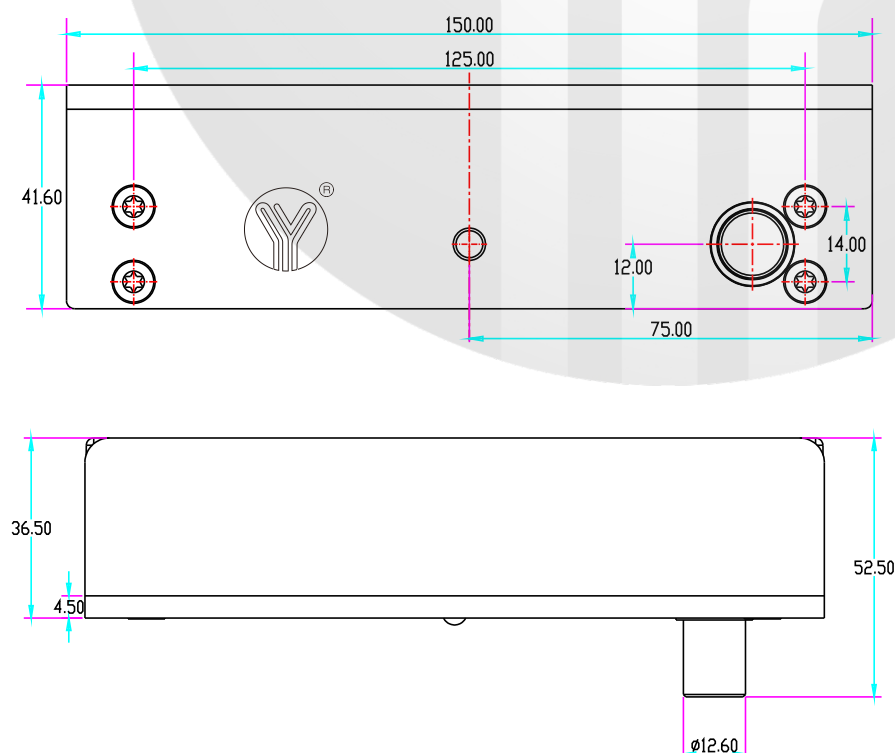
Model: YB-500U(LED)



Parameters

Lock size	150Lx41.6Wx36.5H(mm)
Bracket	150Lx41.6Wx36.5H(mm)
Bolt	16mmDIA, stainless steel 13mm throw
Signal Output	Door status NC/COM
LED	Red shows locked ;Green shows unlocked
Time Delay	0/3/6/9sec adjustable
Voltage	DC12V(Default); DC24V(Order)
Current	Start 12V/960mA; Standby 12V/180mA Start 24V/750mA; Standby 24V/120mA
Feature	Fail safe
Suitable for	10-12mm frameless glass door
Weight	1.36 kg

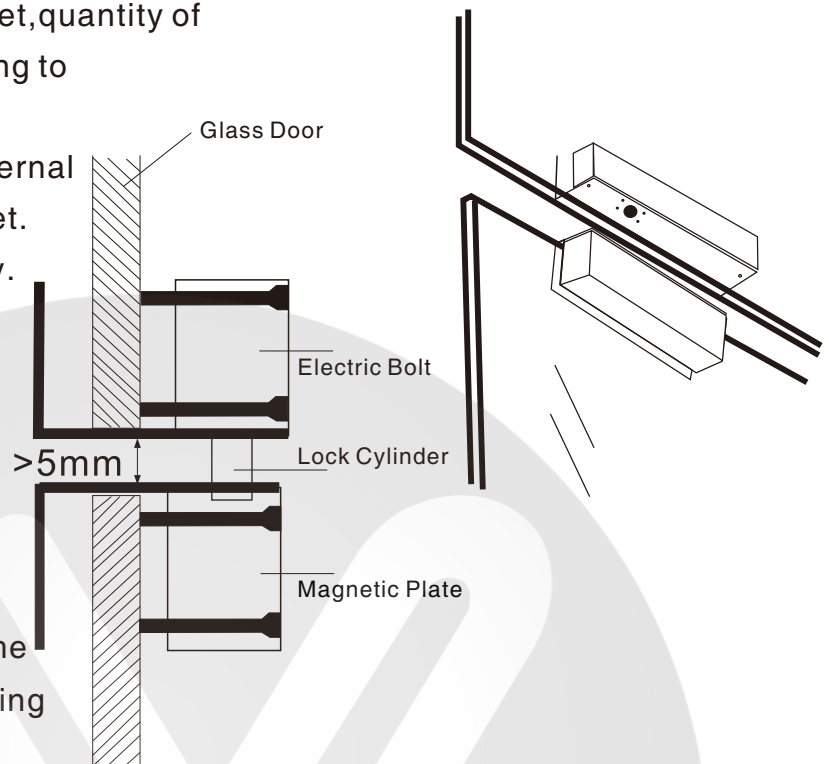
Dimensions



Installation

Steps:

1. Ensure the installation position, clean the glass surface.
2. Fix the spacer inside the U bracket, quantity of spacer can be increased according to the thickness of glass.
3. Paint the glass cement on the internal sideway of the under-part bracket.
4. Screw the bracket by the Allen key.



Attentions:

1. YB-500U(LED) is specially for the 180 degree in-swing and out-swing frameless glass door.
2. The thickness of glass door is 10-12mm
3. The gap between the down-bracket and electric bolt is : 5-8mm.

Wiring Diagram

